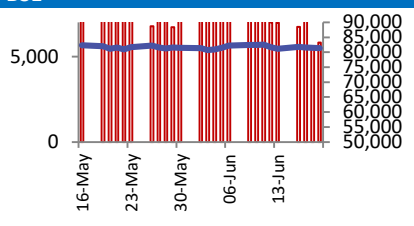
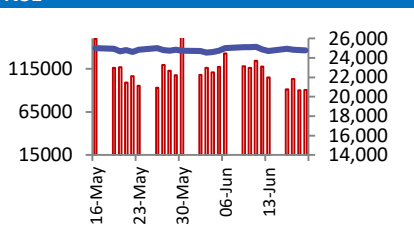


BSE	NSE																												
 <table> <tr><td>Open</td><td>81404</td></tr> <tr><td>High</td><td>81584</td></tr> <tr><td>Low</td><td>81191</td></tr> <tr><td>Close</td><td>81362</td></tr> <tr><td>Change</td><td>-83</td></tr> <tr><td>Volume (Lacs)</td><td>7331</td></tr> <tr><td>Turnover (Rs.inCr)</td><td>5823</td></tr> </table>	Open	81404	High	81584	Low	81191	Close	81362	Change	-83	Volume (Lacs)	7331	Turnover (Rs.inCr)	5823	 <table> <tr><td>Open</td><td>24803</td></tr> <tr><td>High</td><td>24863</td></tr> <tr><td>Low</td><td>24733</td></tr> <tr><td>Close</td><td>24793</td></tr> <tr><td>Change</td><td>-19</td></tr> <tr><td>Volume(Lacs)</td><td>40376</td></tr> <tr><td>Turnover(Rs.in Cr)</td><td>90377</td></tr> </table>	Open	24803	High	24863	Low	24733	Close	24793	Change	-19	Volume(Lacs)	40376	Turnover(Rs.in Cr)	90377
Open	81404																												
High	81584																												
Low	81191																												
Close	81362																												
Change	-83																												
Volume (Lacs)	7331																												
Turnover (Rs.inCr)	5823																												
Open	24803																												
High	24863																												
Low	24733																												
Close	24793																												
Change	-19																												
Volume(Lacs)	40376																												
Turnover(Rs.in Cr)	90377																												

World Markets	Current	Previous	Pt. Chg	Var(%)
Dow	42172	42172	CLOSED	CLOSED
Dow Futures	42369	42512	(143)	-0.3%
Nasdaq	19546	19546	CLOSED	CLOSED
FTSE	8792	8843	(52)	-0.6%
Nikkei	38446	38488	(43)	-0.1%
Hang Seng	23460	23238	222	1.0%
Gift Nifty	24740	24788	(48)	-0.2%
Straits Singapore	3900	3894	5	0.1%
South Korea	3008	2978	30	1.0%
Taiwan	21838	22004	(166)	-0.8%
Shanghai	3366	3362	4	0.1%

Commodity Prices	Current	Previous	Pt. Chg	Var(%)
Copper (\$/MT)	9615	9656	(41)	-0.4%
Alumin (\$/MT)	2522	2547	(26)	-1.0%
Zinc (\$/MT)	2641	2637	4	0.2%
Brent Crude (\$/bbl)	77	79	(2)	-2.4%
Gold (\$/Ounce)	3354	3371	(17)	-0.5%
Silver (\$/Ounce)	36	36	(1)	-1.7%
Light Crude (\$/bbl)	76	75	0	0.6%
N G (\$/mmbtu)	4	4	0	2.5%
Sugar (\$/MT)	482	469	13	2.8%
Rubber (Rs./kg)	199	200	(1)	-0.5%
Baltic Dry Index	1751	1874	(123)	-6.6%

Currency Exchange Rate	Current	Previous	Var(%)
Rs./ \$ rate	86.74	86.47	0.30%
Rs./ Euro	99.55	99.47	0.08%
Rs./Chinese Yuan	12.08	12.07	0.09%
Yen / \$ rate	145.26	145.45	-0.13%
\$ US/Euro	1.15	1.15	0.19%

Dollar Index	Current	Previous	Var(%)
Dollar Index	98.62	98.91	-0.29%

Support/ Resistance Levels for Today		
	Nifty	Bank Nifty Fut
Support 1	24740	55470
Support 2	24670	55240
Resistance	24870	55900

Securities in Ban For Trade	
TITAGARH	ABFRL
BIOCON	RBLBANK
CDSL	MANAPPURAM
HUDCO	

Market Review

US: The US markets were shut on Thursday for the observance of Juneteenth 2025 National Independence Day.

Asia: Asian markets were trading mostly higher as investors assessed China data and monitored escalating tensions between Israel and Iran.

India: The benchmark equity indices continued to decline for the third straight day on Thursday. **Market is expected to open on a flattish note and likely to witness range bound move during the day.**

Global economy: Japan's core inflation hit a more than two-year high in May and exceeded the central bank's 2% target for well over three years, keeping it under pressure to resume interest rate hikes despite economic headwinds from U.S. tariffs. The core consumer price index (CPI), which excludes volatile fresh food costs, rose 3.7% in May from a year earlier, exceeding market forecasts for a 3.6% gain and accelerating from a 3.5% increase in April. The rise, which was the fastest annual pace since the 4.2% hit in January 2023, was driven largely by stubbornly high prices of food - particularly those of Japan's staple rice that saw prices double in May from year-before levels.

China kept benchmark lending rates unchanged as expected on Friday, after Beijing rolled out sweeping monetary easing measures a month earlier to support the economy. The one-year loan prime rate (LPR) was kept at 3.00%, while the five-year LPR was unchanged at 3.50%. Most new and outstanding loans in China are based on the one-year LPR, while the five-year rate influences the pricing of mortgages.

Vietnam and the United States held an online round of negotiations on a new trade deal on Thursday night. During the negotiations with U.S. Secretary of Commerce Howard Lutnick and Trade Representative Jamieson Greer, Vietnamese trade minister Nguyen Hong Dien asked the U.S. to review "reciprocal tariffs" and market access for Vietnam's key exports.

Commodities: Oil prices were on track to rise for the third straight week despite slipping on Friday, with investors on edge as the week-old war between Israel and Iran showed no signs of either side backing down.

Gold held steady on Friday, with geopolitical tensions escalating in the Middle East as Israel and Iran continued their air war, while investors remained wary of possible U.S. involvement.

Currency: The dollar was set to log its biggest weekly rise in over a month on Friday, as uncertainties about a raging war in the Middle East and the repercussions it could have on the global economy fuelled an appetite for traditional safe havens.

FII Derivative Transactions (Rs. Cr)

Contracts	Purchase		Sell		Net	Open Interest (OI)		OI (Previous day)		Change	
	Contract	Value	Contract	Value		Contract	Value	Contract	Value	Contract	Value
Index Future	18351	3302	16180	2877	425	175308	31387	167869	30136	7439	1251
Index Option	18019038	3344454	17849161	3314278	30176	1640383	294679	2111073	383673	(470690)	(88994)
Stock Future	285448	18574	291058	18160	414	5983743	384289	5984591	387531	(848)	(3242)
Stock Option	1200325	81054	1180043	79444	1610	1773366	113177	1724298	111118	49068	2059
Total	19523162	3447384	19336442	3414759	32625	9572800	823532	9987831	912458	(415031)	(88926)

FII All Activity-BBG (Rs Cr)		Buy	Sell	Net
12-Jun-25		12662	15938	(3276)
13-Jun-25		15143	15516	(374)
16-Jun-25		10315	12962	(2647)
17-Jun-25		14984	12196	2788
18-Jun-25		11210	11808	(598)
Month to date- June		194213	195442	(1229)
FII (Prov.) (Rs Cr)		Buy	Sell	Net
13-Jun-25		13963	15197	(1233)
16-Jun-25		9895	12183	(2288)
17-Jun-25		13392	11776	1616
18-Jun-25		12065	11120	945
19-Jun-25		11966	10957	1008
Month to date-June		196360	199860	(3500)
DII (Prov.) (Rs. Cr)		Buy	Sell	Net
13-Jun-25		13254	10348	2906
16-Jun-25		13764	8156	5608
17-Jun-25		18733	10936	7797
18-Jun-25		11093	10140	953
19-Jun-25		10710	10345	366
Month to date-June		211732	152993	58738
FII Debt - BBG (Rs. Cr)		Buy	Sell	Net
12-Jun-25		1589	1574	15
13-Jun-25		2069	2140	(71)
16-Jun-25		4629	4516	114
17-Jun-25		1979	3152	(1173)
18-Jun-25		1411	2463	(1052)
Month to date- June		30281	44402	(14120)

Market Breadth	BSE		NSE	
	No.	%	No.	%
Advance	959	23%	521	18%
Decline	3018	73%	2363	80%
Unchanged	140	3%	52	2%

Market Turnover	19-Jun	18-Jun	Var (%)
BSE Cash	5823	5507	6%
NSE Cash	90377	89893	1%
NSE Futures	105316	99239	6%
NSE Options	50066651	19390189	158%
Total (Rs.Cr)	50268168	19584827	157%

Volatility Index	19-Jun	18-Jun
Volatility Index	14.26	14.28

Index PE - TTM	19-Jun	Yr. High	Yr. Low
Sensex	22.8	25.2	20.3
Nifty	22.3	24.4	19.6

Corporate News
TPG likely to sell 6% stake in Sai Life Sciences at estimated price of Rs 885 cr in block deal: Report

Global asset manager TPG plans to offload 12.5 mn shares (6% stake) in Sai Life Sciences for \$102 mn. The deal comes at a 2.5% discount, with a 60-day lock-in. Sai posted strong Q4 profit and revenue growth.(ET)

ITD Cementation Wins Orders Worth Rs 960 Cr In Kerala, West Bengal

ITD Cementation India Ltd. bagged two construction orders worth Rs 960 cr in Kerala and West Bengal. The company has received a construction project at the Thiruvananthapuram International Airport and development of a multi-storeyed commercial building in Kolkata. (NDTV)

Uno Minda To Invest Rs 210 Cr On New Facility For EV Casting Parts

Uno Minda said it will invest about Rs 210 cr to set up a manufacturing facility of its casting division at Aurangabad in Maharashtra to meet demands for electric vehicle casting parts. The committee of the board of directors approved the detailed project report for the facility in its meeting held on June 19, 2025. (NDTV)

Economy
RBI issues project finance norms for banks, NBFCs

RBI has introduced harmonized norms for project financing across banks and NBFCs, effective October 1, 2025. These directions address stress resolution, DCCO extensions, and exposure limits during project phases. (ET)

India slaps five-year anti-dumping duties on aluminium foil, Pretilachlor & Acetonitrile from China, Taiwan and Russia

The Indian government has implemented anti-dumping duties for five years on aluminium foil, Pretilachlor, and Acetonitrile imports from China, Taiwan, and Russia. This action follows investigations by the Directorate General of Trade Remedies, which revealed that these countries were engaging in unfair trade practices by selling these goods at significantly lower prices, thereby harming domestic industries. (ET).

International
Revolution Beauty crashes 21% as Frasers walks away from takeover talks

Revolution Beauty Group shares slumped over 21% after Mike Ashley's Frasers Group Plc said it will not pursue a takeover of the cosmetics retailer. In a statement, Frasers Group confirmed its decision to withdraw from any potential acquisition of the beauty company. Frasers had previously disclosed in early June that it was evaluating a possible cash offer for Revolution Beauty, which in May said it was open to a potential sale. (Invst)

Top 5 Nifty Gainers	19-Jun	18-Jun	Var(%)
TATACONSUM	1088	1065	2.2%
EICHERMOT	5494	5393	1.9%
M&M	3095	3041	1.8%
WIPRO	266	262	1.5%
APOLLOHOSP	7010	6934	1.1%
Top 5 Nifty Losers	19-Jun	18-Jun	Var(%)
ADANIPTS	1338	1373	-2.5%
BAJFINANCE	901	919	-2.0%
ADANIENT	2421	2459	-1.6%
COALINDIA	384	390	-1.6%
TECHM	1684	1711	-1.6%

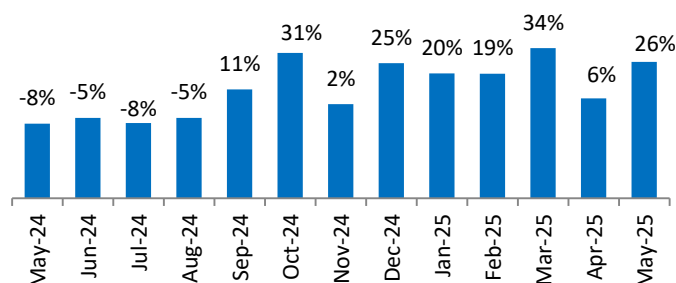
BSE Index Watch	Last	1 day	1 wk	1 mth	1 yr
SENSEX	81362	-0.1%	-0.4%	0.2%	5.0%
MIDCAP	44941	-1.6%	-1.9%	1.3%	-2.5%
SMLCAP	52094	-1.8%	-2.7%	2.3%	0.4%
AUTO	52494	0.4%	0.0%	-0.4%	-8.1%
BANKEK	62690	-0.3%	-0.8%	0.5%	6.6%
Capital Goods	69447	-0.6%	-0.5%	2.2%	-4.2%
FMCG	19920	-0.4%	-1.7%	-3.1%	-3.0%
Health Care	42750	-0.9%	-2.8%	1.3%	16.1%
IT	37923	-1.1%	0.1%	3.0%	5.6%
METAL	30072	-1.2%	-3.0%	-2.8%	-10.8%
Oil & Gas	26891	-0.8%	-1.6%	-0.9%	-8.0%
Power	6618	-1.2%	-2.3%	-1.8%	-15.2%
Realty	7701	-1.6%	-1.4%	7.6%	-13.6%

Margin Trading Disclosure (Rs. In Cr)	Last	1 day	1 wk	1 mth	3 mth
Op. Scripwise Outstanding	84028	0.6%	1.4%	18.7%	23.9%
Fresh Exposure	5696	-9.9%	-24.5%	-31.3%	3.2%
Exposure liquidated	5186	-11.2%	-14.4%	-21.4%	2.4%
Closing Net scripwise outstanding	84539	0.6%	0.3%	16.6%	23.8%

NSE USD Futures	19-Jun	18-Jun	Var (%)
May Expiry (Rs./\$)	86.07	86.07	0.0%
June Expiry (Rs./\$)	86.09	86.09	0.0%
Total Turnover (Rs. Cr)	2001	1740	15%

Sectors	TTM PE
Auto	31.01
Auto Ancillary	42.27
Banking	14.2
Engineering	47.48
Cement	70.53
Diamonds & Jewellery	43.76
Housing Finance	24.39
Infrastructure & Const	29.69
Metals-Aluminium	29.83
Metal – Steel	17.98
Oil Expl.	7.09
Pharma	10.5
Power – Gen. Supp.	41.17
Information Tech.	27.43
Sugar	19.09
Telecom Serv. Prov.	37.91
Tyres	31.37

Royal Enfield: Monthly Sales Volume Growth (YoY) (Source: Company data)



10 year G-Sec Yield	Current	Previous	Change
US	4.39%	4.39%	0 bps
Japan	1.42%	1.42%	(0) bps
India	6.31%	6.26%	5 bps
UK	4.53%	4.50%	3 bps
Libor 3 Mths	4.85%	4.85%	(0) bps

Indian Eco Data	Current	Previous	Var(%)
Forex Reserve (US\$ in bn)	697	697	0.0%
Inflation - WPI	0.39%	0.85%	(46) bps
Inflation - CPI	2.82%	3.16%	(34) bps

India GDP	Q3FY25	Q2FY25	Var(%)
Growth	7.38%	6.40%	98 bps

Monetary Policy	Current	Previous	Change
Repo Rate	5.50%	6.00%	(50) bps
Reverse Repo Rate	3.35%	3.35%	0 bps
CRR	4.00%	4.00%	0 bps
O/S Banking System Liquidity (Rs bn)	2941	2940	1.4

IIP Growth %	Mar-25	Mar-24	Apr-Feb
IIP	2.7	5.2	3.5
Capital Goods	2.4	7.0	6.2
Mining	0.4	1.3	2.2
Manufacturing	3.0	5.9	4.2
Electricity	6.3	8.6	3.8

ADR Price Movement

Company	Price (US\$)	Volume	Previous Day Price	Volume	Variance (%)	No. of Share Per ADR	ADR Price (Rs.)	BSE Price	Variance (%)
Infosys Tech	18.43	10915923	18.43	10915923	Closed	1	1598.53	1618.40	-1.2%
Wipro	2.98	3733095	2.98	3733095	Closed	1	258.47	265.58	-2.7%
Dr.Reddy's	15.19	1309604	15.19	1309604	Closed	1	1317.50	1326.10	-0.6%
ICICI Bank	32.70	4274539	32.70	4274539	Closed	2	1418.12	1411.30	0.5%
HDFC Bank	74.40	2259505	74.40	2259505	Closed	3	2151.03	1935.30	11.1%

GDR's (US\$)

	Prices	Prev. Close	Change	Var %
L&T	41.60	41.75	(0.1)	-0.4%
RIL	65.30	66.00	(0.7)	-1.1%
SBI	89.70	91.20	(1.5)	-1.6%

US Economy Data	Current	Previous
Inflation (%) (YoY)	2.40%	2.30%
Unemployment (%)	4.20%	4.20%

Interest Rate (%)	Current	Previous
Fed Rate	4.50%	4.50%

US GDP	Q2CY25	Q1CY25
Growth (QoQ Annualized)	-0.20%	2.40%

China Economy Data	Current	Previous
GDP	5.40%	5.40%
Inflation – CPI (%)	-0.10%	-0.10%

Economic Calendar

Economic Calendar	Date
Indian GDP Data	29 Aug
Indian Inflation Data CPI	14 July
Indian Inflation Data WPI	14 July
Indian Monetary Policy	06 Aug
India's Industrial Production (IIP)	29 Jun
US Inflation Data	15 July
US GDP	26 Jun
US Unemployment Data	03 July
US Fed Rate	03 July
China GDP	15 July
China Inflation Data	09 July

Event Update

Name	Date	Purpose
Ajcon Global Services Ltd.	20/06/25	Stock Split from Rs.10/- to Re.1/-
Bajaj Auto Ltd.	20/06/25	Rs.210.00 per share(2100%)Final Dividend
Bank Of India	20/06/25	Rs.4.05per share(40.5%)Final Dividend
HDFC Life Insurance Company Ltd.	20/06/25	Rs.2.10 per share(21%)Final Dividend
Punjab National Bank	20/06/25	Rs.2.90 per share(145%)Final Dividend
Rossari Biotech Ltd.	20/06/25	Rs.0.50 per share(25%)Final Dividend
Solitaire Machine Tools Ltd.	20/06/25	Rs.2.00 per share(20%)Final Dividend
Supreme Industries Ltd.	20/06/25	Rs.24.00 per share(1200%)Final Dividend
Swastika Investmart Ltd.	20/06/25	Rs.0.60 per share(30%)Final Dividend
Tata Power Company Ltd.	20/06/25	Rs.2.25 per share(225%)Final Dividend
Torrent Pharmaceuticals Ltd.	20/06/25	Rs.6.00 per share(120%)Final Dividend
Transcorp International Ltd.	20/06/25	Rs.0.30 per share(15%)Final Dividend

Bulk Deal As On 19/06/25

BSE					
Security Code	Security Name	Client Name	Deal	Quantity	Price
512441	ENBETRD	JESINGBHAI JIVABHAI CHAUDHARI	S	4700000	0.98
512441	ENBETRD	MISTERKAPOORKESHRI	S	3083000	0.98
512443	GANONPRO	AASAAN CAPITAL PRIVATE LIMITED	B	100000	14.35
512443	GANONPRO	HIMANSHU MALI	S	90000	14.35
512443	GANONPRO	NAND KISHORE JAIN	B	75000	14.33
512443	GANONPRO	NEERAJ KUMAR SINGLA	S	218870	14.35
512443	GANONPRO	PACE STOCK BROKING SERVICES PVT LTD	B	55749	14.35
512443	GANONPRO	VIPUL KUMAR JAIN	S	81303	14.31
544156	GCONNECT	VIRAL NATUBHAI MORI	S	24000	20.28
543546	HEALTHYLIFE	ASHOK DILIPKUMAR JAIN	B	132000	56.05
543546	HEALTHYLIFE	DIVYA MOJJADA	S	140000	56.05
540377	IFL	ALKABEN PRADIPKUMAR SHAH	B	7179038	1.15
539449	IGCIL	KHUSHI AGARWAL	S	203056	4.16
539449	IGCIL	NIRMALKUMAR RAMESHCHANDRA PATEL	B	349000	4.16
524614	INDXTRA	AKHIL MITTAL (HUF)	S	705000	4.72
524614	INDXTRA	MSB E TRADE SECURITIES LIMITED	B	950000	4.73
544192	IXIGO	SAIF PARTNERS INDIA IV LIMITED	S	5398098	180.5
544192	IXIGO	SCHRODER INTERNATIONAL SELECTION FUND ASIAN TOTAL RETURN	B	5368643	180.5
543286	JETMALL	ANITA BAGMAR	S	96000	12.4
543286	JETMALL	ANJU AGGARWAL	B	84000	12.4
543286	JETMALL	CHANDRIKA RAJESH JAIN	S	66000	12.5
543286	JETMALL	GAURAVSDARDA	S	180000	12.4
543286	JETMALL	NITESH RATANCHAND LODHA	S	72000	12.4
543286	JETMALL	NITESH RATANCHAND LODHA	B	72000	12.48
543286	JETMALL	NITIN	S	102000	12.4
543286	JETMALL	RAMAN AGGARWAL	B	240000	12.4
543286	JETMALL	SADHANA	S	36000	12.4
543286	JETMALL	SAURAV S DARDA	S	48000	12.4
543286	JETMALL	SHREY AGGARWAL	B	210000	12.4
543364	MARKOLINES	AVONMORE DEVELOPERS PRIVATE LIMITED	B	121648	165.34
543207	NATURAL	CHOKSHI DIMPLE	S	141263	13.22
513119	ONIXSOLAR	MANSI SHARE AND STOCK BROKING PRIVATE LIMITED	S	15000	337.85
531512	ORIENTTR	MAYUR NISHKALANK SHAH	B	65000	23.2
531512	ORIENTTR	RANDEEP SINGH	S	197231	23.01
531512	ORIENTTR	RANDEEP SINGH	B	217977	23.17
531512	ORIENTTR	SUNAYANA INVESTMENT COMPANY LIMITED	S	135038	22.74
531512	ORIENTTR	SUNAYANA INVESTMENT COMPANY LIMITED	B	135127	22.94
530095	PRADHIN	ALKABEN PRADIPKUMAR SHAH	B	10000000	0.37
530095	PRADHIN	TEUDDY TECHNOLOGY PRIVATE LIMITED	B	9999999	0.37
531257	PRATIKSH	SHOBHABEN MANSUKHBHAI BHUT	S	28326	19.73
536659	PVVINFRA	NORTHEAST BROKING SERVICES LIMITED	B	408201	5.87
515127	RAMASIGNS	NAYAN BAGHABHAI KHOKHARIA	B	160039	2.55
530951	RAMINFO	GREEN PEAKS ENTERPRISES LLP	S	59502	122.22
530951	RAMINFO	GREEN PEAKS ENTERPRISES LLP	B	59503	122.3
530951	RAMINFO	INDRA KIRAN VENTURES	S	40061	121.76
530951	RAMINFO	INDRA KIRAN VENTURES	B	45061	121.52
539561	REMLIFE	BIPIN VASANTLAL BHATT	B	5000000	0.91
539561	REMLIFE	NEO APEX VENTURE LLP	S	10566226	0.91

543366	SBLI	ANKUR S SHAH	B	6000	40.09
532217	SIelfNS	NARENDER PAL SINGH	S	116916	7.46
532217	SIelfNS	NARENDER PAL SINGH	B	2466	7.7
539584	SIPTL	GOKALBHAI GHEMARBHAI CHAUDHRI	S	11772016	0.41
539584	SIPTL	SURENDERSINGH	B	3300000	0.41
543924	SONALIS	KALPESH ARVINDBHAI TRIVEDI	B	26000	77.04
521005	TITANIN	NORTHEAST BROKING SERVICES LIMITED	B	246100	14.92
541338	UHZAVERI	REKHA KHATRI	S	55000	15.38
538918	VANICOM	BOOLEAN VENTURA PRIVATE LIMITED	S	100000	11.61
538918	VANICOM	POOJA KOCHAR	B	85688	11.6
542803	VEL	JAY BHAVSAR	S	50000	14.78
542803	VEL	PIYUSH SECURITIES PVT LTD	B	50000	14.78
542803	VEL	RAMESH ARJANBHAI MARAND	S	52280	14.8
524661	WELCURE	ANKUSH RAJKUMAR DABHANE	S	1288096	14.42
531337	WINPRO	GAURAV CHANDRAKANT SHAH	S	636655	2.9
514266	ZENIFIB	ALPHA OVERSEAS INTERNATIONAL PVT LTD	S	50000	69.38
514266	ZENIFIB	ALPHA STITCH ART PVT LTD	S	201600	68.89
514266	ZENIFIB	PINKY SANJEEV RUNGTA	B	251600	68.99

NSE					
Security Code	Security Name	Client Name	Deal	Quantity	Price
ARIHANTACA	Arihant Academy Limited	RUPAL NILESH SHAH	SELL	30400	275
BTML	Bodhi Tree Multimedia Ltd	FAST TRACK FINSEC PRIVATE LIMITED	SELL	907586	8.5
DIACABS	Diamond Power Infra Ltd	UNICON SUPPLIERS PRIVATE LIMITED	SELL	4800000	100.09
ETHOSLTD	Ethos Limited	GOLDMAN SACHS FUNDS - GOLDMAN SACHS INDIA EQUITY PORTFOLIO	SELL	177943	2700.67
HILTON	Hilton Metal Forging Limi	YUVRAJ HIRALAL MALHOTRA	SELL	191682	71.34
KBCGLOBAL	KBC Global Limited	RAMA KRISHNA VARMA PENMETSA	SELL	61762197	0.5
KRIDHANINF	Kridhan Infra Limited	THE INDIAMAN FUND MAURITIUS LIMITED	SELL	866924	4.68
KRN	KRN Heat Exchange N Ref	SARAVANA SECURITIES D.SATHYAMOORTHY	BUY	330000	807.62
MAGSON	Magson Retail And Dist L	CHINTANKUMAR DASHRATBHAI PATEL	SELL	158000	140
MAGSON	Magson Retail And Dist L	KHODEEAR ENTERPRISE LLP LLP	BUY	179000	140
MONOLITH	Monolithisch India Ltd	FINAVENUE GROWTH FUND	BUY	200000	231.55
MONOLITH	Monolithisch India Ltd	JAIN SANJAY POPATLAL	BUY	180000	231.55
PRIVISCL	Privi Speciality Che Ltd	BHAKTAVATSALA RAO DOPPALAPUDI	SELL	700000	2055
PRIVISCL	Privi Speciality Che Ltd	SBI FUNDS MANAGEMENT LIMITED	BUY	280000	2055
PRIVISCL	Privi Speciality Che Ltd	SBI MUTUAL FUND	BUY	1222721	2055
PRIVISCL	Privi Speciality Che Ltd	VIJAY KUMAR DOPPALAPUDI	SELL	320000	2055
PRIVISCL	Privi Speciality Che Ltd	VINAYKUMAR DOPPALAPUDI RAO	SELL	330000	2087.7
PRIVISCL	Privi Speciality Che Ltd	VIVIRA INVESTMENT AND TRADING PVT LTD	SELL	250000	2055
SUMEETINDS	Sumeet Ind Limited	SANDHYA TAYAL	SELL	40100	55.96
SUMEETINDS	Sumeet Ind Limited	THUNDERSTRIKE QUANT RESEARCH LLP	BUY	50000	55.96
ZEEMEDIA	Zee News Limited	AUV INNOVATIONS LLP	BUY	11100000	13.55
ZEEMEDIA	Zee News Limited	MILOEUX MEDIA & ENTERTAINMENT PRIVATE LIMITED	SELL	8721157	13.57

Disclosure:

Research Reports that are published by Nirmal Bang Securities Private Limited (hereinafter referred to as "NBSPL") are for private circulation only. NBSPL is a registered Research Analyst under SEBI (Research Analyst) Regulations, 2014 having Registration no. INH000001766. NBSPL is also a registered Stock Broker with National Stock Exchange of India Limited, BSE Limited, Metropolitan Stock Exchange of India Limited, Multi Commodity Exchange of India Limited and , National Commodity and Derivative Exchange Limited in Capital Market , Equity and Commodities derivatives segments and Currency Derivatives Segment .

NBSPL has other business divisions with independent research teams separated by Chinese walls, and therefore may, at times, have different or contrary views on stocks and markets.

NBSPL or its associates have not been debarred / suspended by SEBI or any other regulatory authority for accessing / dealing in securities Market since last 20 years. NBSPL, its associates or analyst or his relatives do not hold any financial interest (Except Investment) in the subject company. NBSPL or its associates or Analyst do not have any conflict or material conflict of interest at the time of publication of the research report with the subject company. NBSPL or its associates or Analyst or his relatives may or may not hold beneficial ownership of 1% or more in the subject company at the end of the month immediately preceding the date of publication of this research report.

NBSPL or its associates / analyst has not received any compensation / managed or co-managed public offering of securities of the company covered by Analyst during the past twelve months. NBSPL or its associates have not received any compensation or other benefits from the company covered by Analyst or third party in connection with the research report. Analyst has not served as an officer, director or employee of Subject Company. NBSPL / analyst has not been engaged in market making activity of the subject company.

Analyst Certification: The research analysts and authors of these reports, hereby certify that the views expressed in this research report accurately reflects my/our personal views about the subject securities, issuers, products, sectors or industries. It is also certified that no part of the compensation of the analyst(s) was, is, or will be directly or indirectly related to the inclusion of specific recommendations or views in this research. The analyst(s) principally responsible for the preparation of this research report and has taken reasonable care to achieve and maintain independence and objectivity in making any recommendations.

Disclaimer:

The Research Report is for the personal information of the authorized recipient and does not construe to be any investment, legal or taxation advice. NBSPL is not soliciting any action based upon it. Nothing in the research report shall be construed as a solicitation to buy or sell any security or product, or to engage in or refrain from engaging in any such transaction. In preparing the research report, we did not take into account the investment objectives, financial situation and particular needs of the reader.

The research report has been prepared for the general use of the clients of NBSPL and must not be copied, either in whole or in part, or distributed or redistributed to any other person in any form. If you are not the intended recipient you must not use or disclose the information in the research report in any way. Though disseminated to all the customers simultaneously, not all customers may receive the research report at the same time. NBSPL will not treat recipients as customers by virtue of their receiving the research report. The research report is not directed or intended for distribution to or use by any person or entity resident in a state, country or any jurisdiction, where such distribution, publication, availability or use would be contrary to law, regulation or which would subject NBSPL & its group companies to registration or licensing requirements within such jurisdictions.

The report is based on the information obtained from sources believed to be reliable, but we do not make any representation or warranty that it is accurate, complete or up-to-date and it should not be relied upon as such. We accept no obligation to correct or update the information or opinions in it. NBSPL or any of its affiliates or employees shall not be in any way responsible for any loss or damage that may arise to any person from any inadvertent error in the information contained in the research report. NBSPL or any of its affiliates or employees do not provide, at any time, any express or implied warranty of any kind, regarding any matter pertaining to this report, including without limitation the implied warranties of merchantability, fitness for a particular purpose, and non-infringement. The recipients of the research report should rely on their own investigations.

This information is subject to change without any prior notice. NBSPL reserves its absolute discretion and right to make or refrain from making modifications and alterations to this statement from time to time. Nevertheless, NBSPL is committed to providing independent and transparent recommendations to its clients, and would be happy to provide information in response to specific client queries.

Before making an investment decision on the basis of research report, the reader needs to consider, with or without the assistance of an adviser, whether the advice is appropriate in light of their particular investment needs, objectives and financial circumstances. There are risks involved in securities trading. The price of securities can and does fluctuate, and an individual security may even become valueless. International investors are reminded of the additional risks inherent in international investments, such as currency fluctuations and international stock market or economic conditions, which may adversely affect the value of the investment. Opinions expressed are subject to change without any notice. Neither the company nor the director or the employees of NBSPL accept any liability whatsoever for any direct, indirect, consequential or other loss arising from any use of the research report and/or further communication in relation to the research report. Here it may be noted that neither NBSPL, nor its directors, employees, agents or representatives shall be liable for any damages whether direct or indirect, incidental, special or consequential including lost revenue or lost profit that may arise from or in connection with the use of the information contained in the research report.

Copyright of this document vests exclusively with NBSPL.

Our reports are also available on our website

Registration granted by SEBI and certification from NISM in no way guarantee performance of NBSPL or provide any assurance of returns to investors.

Nirmal Bang Research (Division of Nirmal Bang Securities Pvt. Ltd.)

B-2, 301/302, Marathon Innova,
Opp. Peninsula Corporate Park
Off. Ganpatrao Kadam Marg
Lower Parel(W), Mumbai-400013
Board No. : 91 22 6723 8000/8001
Fax. : 022 6723 8010